























R2_LIM2_DFS5.2c_1m_19580101_20151231_dia...	R2_LIM2_DFS5.2c_1m_19580101_20151231_diad_T.nc	Local File
Cflx	DIC flux	Geo2D
CO3	Bicarbonates	Geo2D
CO3sat	CO3 saturation	Geo2D
DCAL	Calcite dissolution	Geo2D
deptht	Vertical T levels	1D
deptht_bnds	deptht_bnds	2D
Dpco2	Delta CO2	Geo2D
Dpo2	Delta O2	Geo2D
EPC100	Export of carbon particles at 100 m	Geo2D
EPCAL100	Export of Calcite at 100 m	Geo2D
EPFE100	Export of biogenic iron at 100 m	Geo2D
EPSI100	Export of Silicate at 100 m	Geo2D
Fe2	Iron II concentration	Geo2D
Fe3	Iron III concentration	Geo2D
FeL1	Complexed Iron concentration with L1	Geo2D
FeL2	Complexed Iron concentration with L2	Geo2D
FeP	Precipitated Iron III	Geo2D
GRAZ1	Grazing by microzooplankton	Geo2D
GRAZ2	Grazing by mesozooplankton	Geo2D
Heup	Euphotic layer depth	Geo2D
Irondep	Iron deposition from dust	Geo2D
Ironice	Iron input/uptake due to sea ice	Geo2D
Ironsed	Iron deposition from sediment	Geo2D
Kg	Gas transfer	Geo2D
LDFe	Iron limitation term in Diatoms	Geo2D
LDlight	Light limitation term in Diatoms	Geo2D
LDnut	Nutrient limitation term in Diatoms	Geo2D
LNFe	Iron limitation term in Nanophyto	Geo2D
LNlight	Light limitation term in Nanophyto	Geo2D
LNnut	Nutrient limitation term in Nanophyto	Geo2D
MuD	Realized growth rate for diatoms	Geo2D
MuN	Realized growth rate for nanophyto	Geo2D
nav_lat	Latitude	2D
nav_lon	Longitude	2D

 nav_lat	Latitude	2D
 nav_lon	Longitude	2D
 Nfix	Nitrogen fixation	Geo2D
 Oflx	Oxygen flux	Geo2D
 PAR	Photosynthetically Available Radiation	Geo2D
 PBSi	Primary production of Si diatoms	Geo2D
 PCAL	Calcite production	Geo2D
 pdust	dust concentration	Geo2D
 PFeD	Primary production of diatoms iron	Geo2D
 PFeN	Primary production of nano iron	Geo2D
 PH	PH	Geo2D
 PPNEWD	New Primary production of diatoms	Geo2D
 PPNEWN	New Primary production of nanophyto	Geo2D
 PPPHY	Primary production of nanophyto	Geo2D
 PPPHY2	Primary production of diatoms	Geo2D
 Sdenit	Nitrate reduction in the sediments	Geo2D
 time_counter	Time axis	1D
 time_counter_bnds	time_counter_bnds	2D
 TL1	Total L1 concentration	Geo2D
 TL2	Total L2 concentration	Geo2D
 Totlig	Total ligand concentration	Geo2D
 xfracal	Calcifying fraction	Geo2D